

Radius Blocks

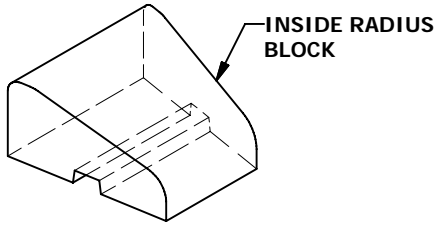
Meets or Exceeds WSDOT Std. Plan F-10.62-01

CONCRETE:

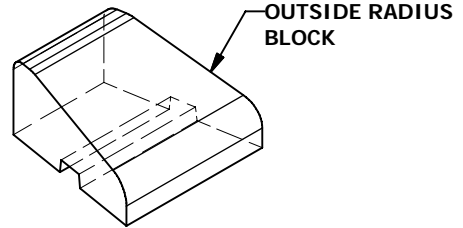
F_c = 4,000 psi @ 28 Days

REINFORCING STEEL:

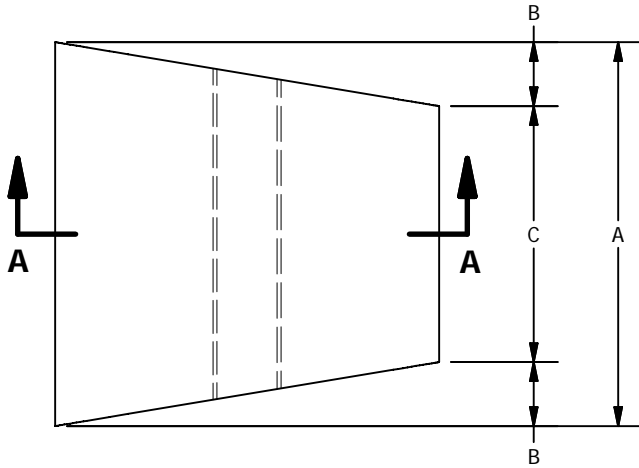
Rebar: ASTM A-615 Grade 60



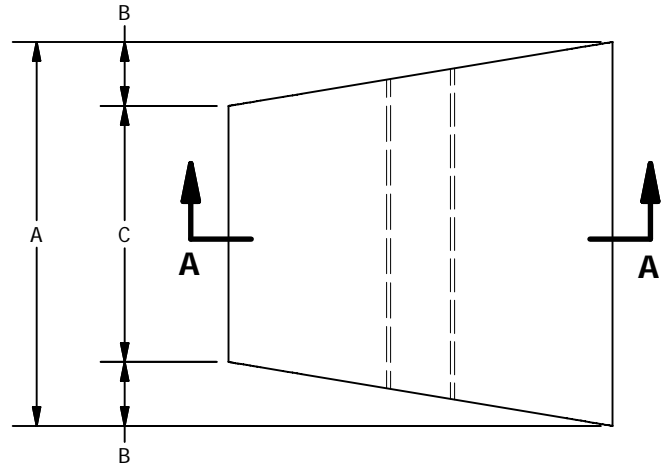
INSIDE RADIUS BLOCK



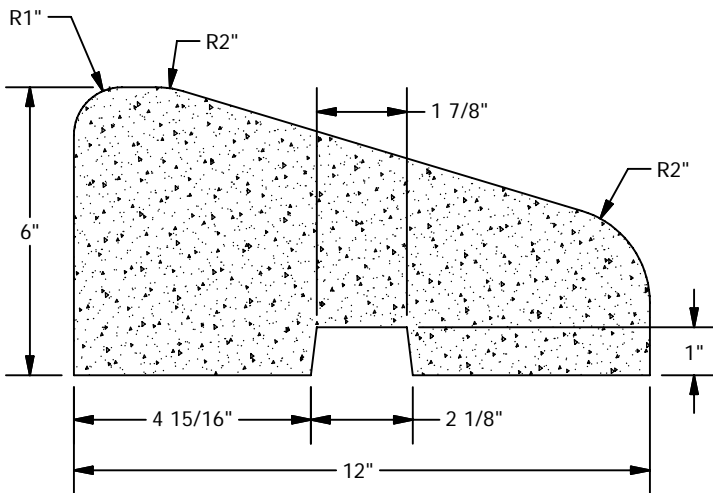
OUTSIDE RADIUS BLOCK



TOP VIEW
INSIDE RADIUS BLOCK



TOP VIEW
OUTSIDE RADIUS BLOCK



SECTION A-A
SCALE 1/4

CURB RADIUS TABLE				WEIGHTS	
CURB (OD) RADIUS	DIM. A	DIM. B	DIM. C	INSIDE RAD. BLOCK	OUTSIDE RAD. BLOCK
3'	12"	2"	8"	52 lbs	49 lbs
4' TO 5'	12"	1 1/2"	9"	54 lbs	52 lbs
6'	12"	1"	10"	56 lbs	55 lbs
7'	12"	7/8"	10 1/4"	57 lbs	56 lbs
8'	18"	1 1/8"	15 3/4"	86 lbs	84 lbs
9'	18"	1"	16"	86 lbs	85 lbs
10'	18"	7/8"	16 1/4"	87 lbs	86 lbs
11' TO 13'	18"	3/4"	16 1/2"	88 lbs	87 lbs
14' TO 15'	18"	5/8"	16 3/4"	88 lbs	87 lbs
16' TO 17'	24"	3/4"	22 1/2"	118 lbs	117 lbs
18' TO 22'	24"	5/8"	22 3/4"	118 lbs	118 lbs
23' TO 29'	24"	1/2"	23"	119 lbs	118 lbs
30' TO 34'	30"	1/2"	29"	149 lbs	149 lbs
35' TO 48'	30"	3/8"	29 1/4"	150 lbs	149 lbs
49' TO 60'	30"	1/4"	29 1/2"	150 lbs	150 lbs
OVER 60'	USE TANGENT BLOCK, SEE DETAIL				

© 2011 Granite Precasting & Concrete, Inc.



GRANITE™

PRECASTING & CONCRETE INC.

4116 BAKERVIEW SPUR • BELLINGHAM, WA. 98226 • (360) 671-2251 • 1-800-808-2251 • FAX: (360) 671-0780